

W130



INFORMAZIONI TECNICHE - TECHNICAL INFORMATION

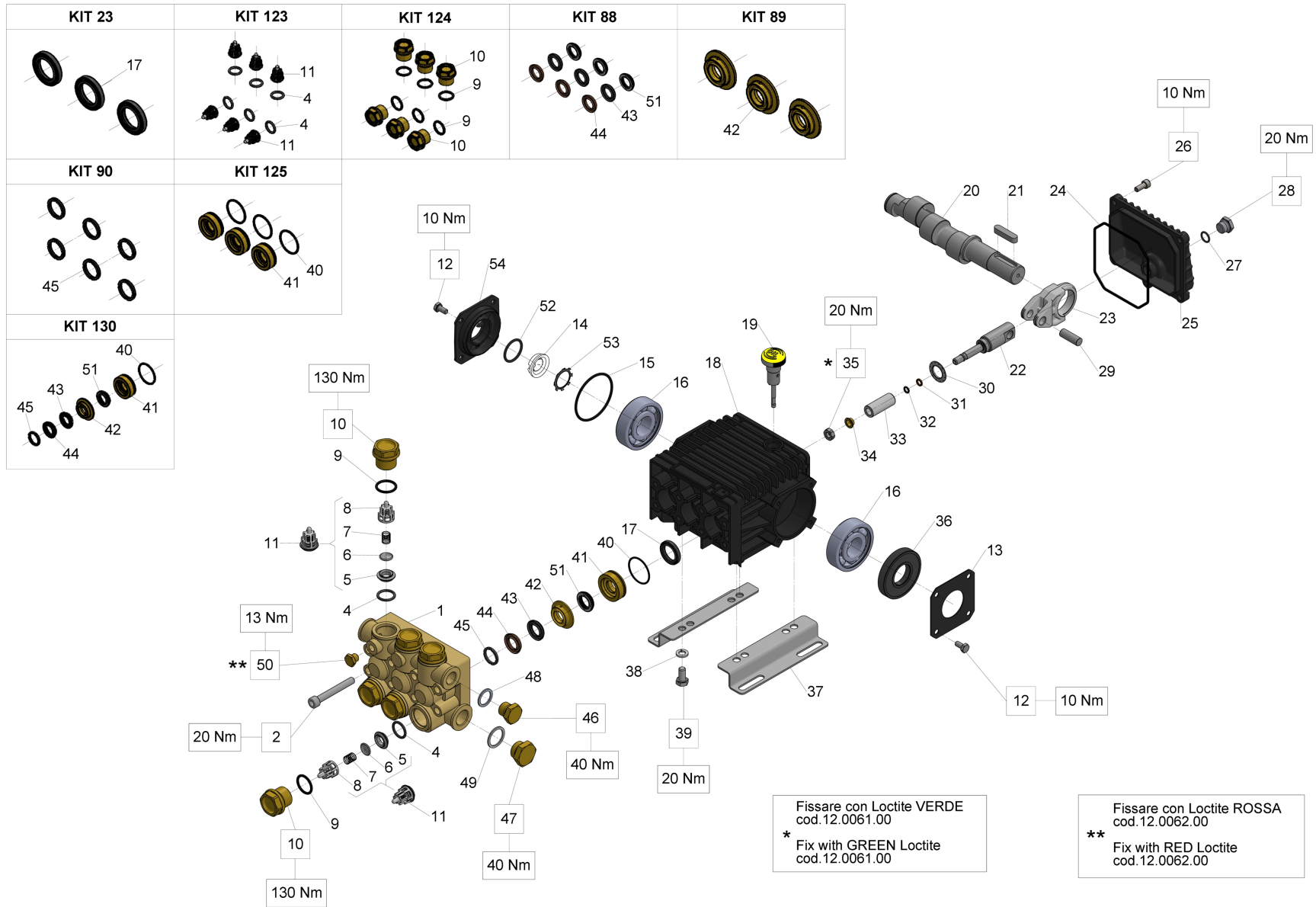
Portata (L/min)	Flow (L/min)	9,5
Portata (US Gpm)	Flow (US Gpm)	2,5
Regime di rotazione (rpm)	Rotation regime (rpm)	1450
Pressione (MPa)	Pressure (MPa)	13
Pressione (bar)	Pressure (bar)	130
Pressione (psi)	Pressure (psi)	1885
Potenza (hp)	Power (hp)	3
Potenza (kW)	Power (kW)	2,2
Dimensioni d'ingombro L x l x h (mm)	Overall dimensions L x l x h (mm)	225x223x142,5
Peso (kg)	Weight (kg)	7,9

W130

VERSIONI - VERSIONS

Albero maschio con linguetta - Male shaft (key)	Pag.	3
Albero maschio con linguetta - vers. HH - Male shaft (key) - vers. HH	Pag.	6
Albero cavo Ø28 - vers. B - Hollow shaft (key) Ø28 - vers. B	Pag.	9
Testata con valvola integrata VH - Pump head with VH integrated valve	Pag.	12
Testata con valvola integrata VK - Pump head with VK integrated valve	Pag.	15

Albero maschio con linguetta - Male shaft (key)



Albero maschio con linguetta - Male shaft (key)

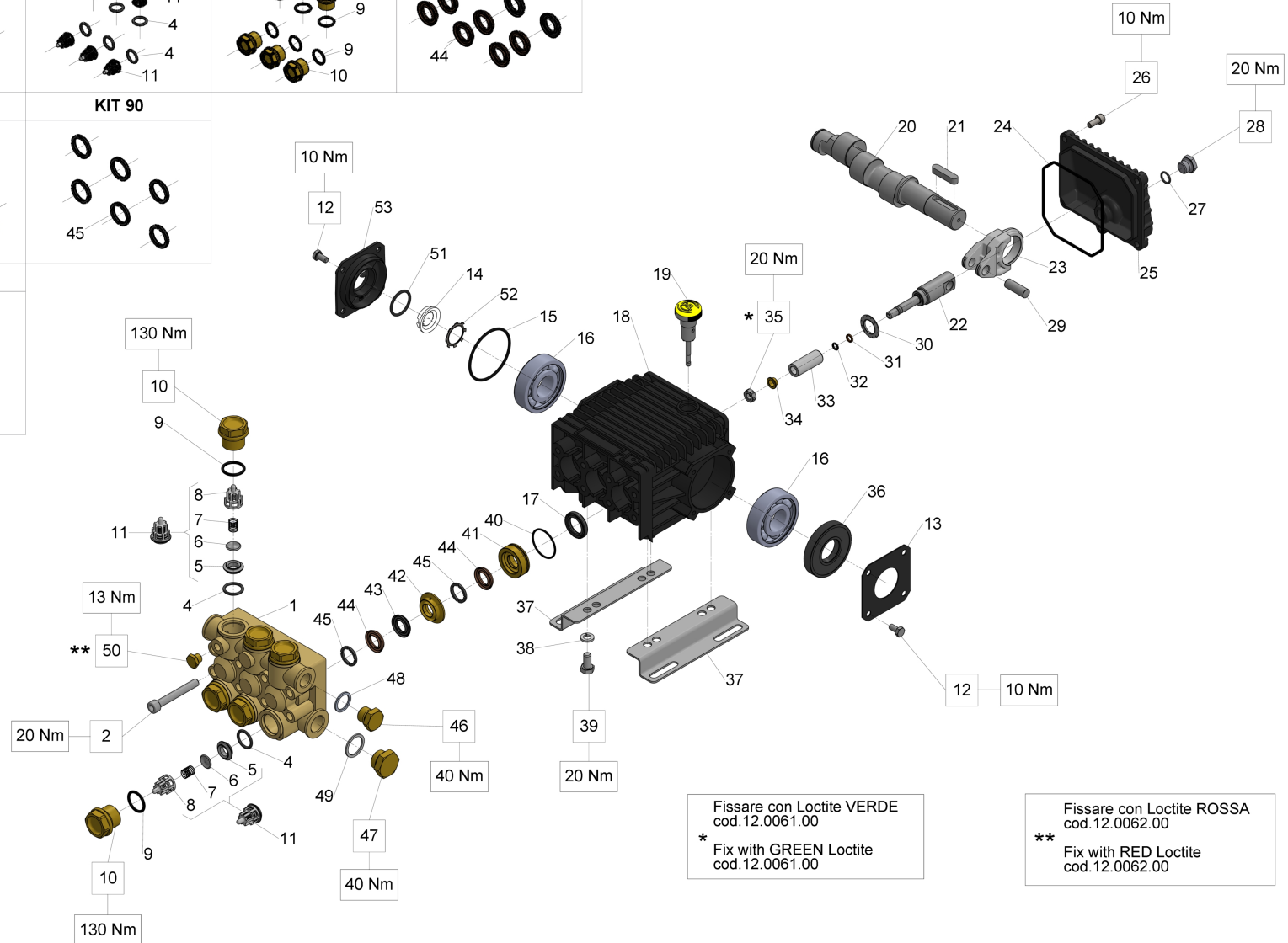
Ref.	Codice - Part n°	Qtà - Qty	Descrizione	Description
1	44120041	1	TESTATA OTTONE * D.15	MANIFOLD D. 15
2	99317500	8	VITE TCEI M8X60 UNI5931 ZINC	SCREW M 8x60 UNI 5931
4	90384100	6	OR D.17,13X2,62 (3068)	O-RING 17,12X2,62 (3068)
5	36200366	6	SEDE VALVOLA ASP. E MANDATA	VALVE SEAT
6	36200176	6	VALVOLA SFERICA	VALVE PLATE
7	94737600	6	MOLLA DM 9,4X14,8 INOX	SPRING D. 9,4X14,8
8	36202551	6	GUIDA VALVOLA ASP. MANDATA	VALVE CAGE
9	90384700	6	OR D.20,24X2,62 (3081)	O-RING 20,29X2,62(3081)
10	98222600	6	TAPPO M24X1,5X16.7	VALVE CAP M24X1,5X17
11	36711501	6	GR. VALVOLA ASP. MAND.	INTAKE/DELIVERY VALVE
12	99180700	8	VITE TE M6X12 UNI 5739 8.8 Z.	SCREW M 6x12 UNI 5739
13	50150074	1	COPERCHIO CARTER	CRANKCASE COVER
14	53210851	1	VETRINO SPIA LIVELLO OLIO	OIL LEVEL GAUGE
15	90389800	1	OR D.56,82X2,62 (3225)	O-RING 56,82X2,62 (3225)
16	91833100	2	CUSCINETTO SFERE 6305 PREMIUM	BALL BEARING 6305 SKF
17	90161400	3	ANELLO RAD. 20x30x5 SERIE 44	OIL SEAL 20x30x5
18	44010022	1	CARTER POMPA	CRANKCASE
19	98210300	1	ASTA LIV. OLIO G3/8X51 COMPL.	OIL DIP-STICK G3/8X51
20	44020635	1	ALBERO ECC. C.13 (D.24) (marc. 6)	CRANKSHAFT C.13 (D.24)
21	91489200	1	LINGUETTA 8X7X35	KEY 8(h9)X7X35 UNI 6604/A
22	44050066	3	GUIDA PER PISTONE	PISTON GUIDE
23	44030022	3	BIELLA	CONNECTING ROD
24	90392000	1	OR D.101.27x2.62 NBR 70SH 3400	O-RING 101,27X2,62 (3400)
25	44160022	1	COPERCHIO POST. CARTER	REAR CRANKCASE COVER
26	99183700	5	VITE TCEI M6X14 8.8 ZINCATA	SCREW M 6x14 UNI 5931
27	90358500	1	OR D.10,82X1,78 (2043)	O-RING 10,82X1,78 (2043)
28	98204250	1	TAPPO G1/4X9 TE17 ZINC.	PLUG G1/4"x12
29	97734000	3	SPINOTTO D.10X29,5	CONNECTING-ROD PIN D.10X29,5
30	96735000	3	ROSETTA 16.0x27.0x1.7/0.7 PLAST	WASHER D.16X28X1
31	90502200	3	ANELLO ANTIEST.D.6,2X9X1,5	ANTI-EXTRUSION RING
32	90357200	3	OR D.5,28X1,78 (2021) - SPEC.	O-RING 5,28X1,78 SPEC. (2021)
33	52040009	3	PISTONE D.15x37,5 44-50	PISTON D. 15X37.5
34	44211570	3	ROSETTA D.8 CON COLLARE	WASHER D. 8
35	92221600	3	DADO M08x 5 - SPEC. - A303	NUT M8X13X5
36	90164100	1	ANELLO RAD. 25x62x10	OIL SEAL D.25X62X10
37	50200074	2	PIEDINO FISSAGGIO POMPA	PUMP FOOT

Albero maschio con linguetta - Male shaft (key)

Ref.	Codice - Part n°	Qtà - Qty	Descrizione	Description
38	96701600	4	RONDELLA D.8 UNI1751 GROWER	WASHER 8,4
39	99303700	4	VITE T.E. M8X16 UNI5739	SCREW M 8x16-5739
40	90361200	3	OR D.31,47X1,78 (2125)	O-RING 31,47X1,78 (2125)
41	44080070	3	ANELLO DI FONDO D.15	PACKING RETAINER D. 15
42	52216670	3	ANELLO INTERMEDIO D.15	INTERMEDIATE RING D. 15
43	90262200	3	ANELLO RESTOP 15.0x25.0x5.0/3.1	RESTOP RING 15X25X5X3,1
44	90262000	3	ANELLO TEN.ALT.15X25X5/3 H.P.	PACKING D. 15X25X5/3,1
45	51100051	3	ANELLO DI TESTA D.15 13/90	HEAD RING D. 15
46	98210000	1	TAPPO G 3/8X13	PLUG G3/8X13
47	98217600	1	TAPPO G 1/2X10	PLUG G1/2X10
48	96738000	1	ROSETTA D.17,5X23X1,5 AL.	WASHER 17,5X23X1,5
49	96751400	1	ROSETTA D.21,5X27X1,5	WASHER 21,5X27X1,5
50	98196600	1	TAPPO G1/8X8 OTTONE	PLUG G1/8X8
51	90261700	3	ANELLO TEN.ALT.15.0x25x5.8 LP	LOW PRESS. PACKING 15X25X6
52	90385900	1	OR D.25,07X2,62 (3100)	O-RING 25,07X2,62 (3100)
53	90067100	1	ANELLO ZJ30	CIRCLIP ZJ30
54	53150022	1	COPERCHIO LATERALE	SIDE CRANKCASE COVER
KIT23	34002301	1	KIT 23 ANELLO TEN.RAD. D. 20X30X5	KIT 23 OIL SEAL D.20X30X5
KIT88	34008801	1	KIT 88 ANELLI TENUTA D.15 W2	KIT 88 PACKING D. 15
KIT89	34008901	1	KIT 89 ANELLO INTERMEDIO D.15 W2	KIT 89 INTERMEDIATE RING D. 15
KIT90	34009001	1	KIT 90 ANELLO DI TESTA D.15 W2	KIT 90 HEAD RING D. 15
KIT123	34012301	1	KIT 123	KIT 123 INTAKE/DELIVERY VALVE
KIT124	34012401	1	KIT 124 TAPPI VALV. ASP. MAND. (44)	KIT 124 VALVE CAPS
KIT125	34012501	1	KIT 125 ANELLO DI FONDO D.15 (44)	KIT 125 PACKING RETAINER D.15
KIT130	34013001	1	KIT 130 TENUTA COMPL.PIST.D.15 (44)	KIT 130 CPL.SEAL PIST. D.15

Albero maschio con linguetta - vers. HH - Male shaft (key) - vers. HH

KIT 23	KIT 123	KIT 124	KIT 250
KIT 89	KIT 90		
KIT 125			



Albero maschio con linguetta - vers. HH - Male shaft (key) - vers. HH

Ref.	Codice - Part n°	Qtà - Qty	Descrizione	Description
1	44120041	1	TESTATA OTTONE * D.15	MANIFOLD D. 15
2	99317500	8	VITE TCEI M8X60 UNI5931 ZINC	SCREW M 8x60 UNI 5931
4	90384100	6	OR D.17,13X2,62 (3068)	O-RING 17,12X2,62 (3068)
5	36200366	6	SEDE VALVOLA ASP. E MANDATA	VALVE SEAT
6	36200176	6	VALVOLA SFERICA	VALVE PLATE
7	94737600	6	MOLLA DM 9,4X14,8 INOX	SPRING D. 9,4X14,8
8	36202551	6	GUIDA VALVOLA ASP. MANDATA	VALVE CAGE
9	90384700	6	OR D.20,24X2,62 (3081)	O-RING 20,29X2,62(3081)
10	98222600	6	TAPPO M24X1,5X16.7	VALVE CAP M24X1,5X17
11	36711501	6	GR. VALVOLA ASP. MAND.	INTAKE/DELIVERY VALVE
12	99180700	8	VITE TE M6X12 UNI 5739 8.8 Z.	SCREW M 6x12 UNI 5739
13	50150074	1	COPERCHIO CARTER	CRANKCASE COVER
14	53210851	1	VETRINO SPIA LIVELLO OLIO	OIL LEVEL GAUGE
15	90389800	1	OR D.56,82X2,62 (3225)	O-RING 56,82X2,62 (3225)
16	91833100	2	CUSCINETTO SFERE 6305 PREMIUM	BALL BEARING 6305 SKF
17	90161400	3	ANELLO RAD. 20x30x5 SERIE 44	OIL SEAL 20x30x5
18	44010022	1	CARTER POMPA	CRANKCASE
19	98210300	1	ASTA LIV. OLIO G3/8X51 COMPL.	OIL DIP-STICK G3/8X51
20	44020635	1	ALBERO ECC. C.13 (D.24) (marc. 6)	CRANKSHAFT C.13 (D.24)
21	91489200	1	LINGUETTA 8X7X35	KEY 8(h9)X7X35 UNI 6604/A
22	44050066	3	GUIDA PER PISTONE	PISTON GUIDE
23	44030022	3	BIELLA	CONNECTING ROD
24	90392000	1	OR D.101.27x2.62 NBR 70SH 3400	O-RING 101,27X2,62 (3400)
25	44160022	1	COPERCHIO POST. CARTER	REAR CRANKCASE COVER
26	99183700	5	VITE TCEI M6X14 8.8 ZINCATA	SCREW M 6x14 UNI 5931
27	90358500	1	OR D.10,82X1,78 (2043)	O-RING 10,82X1,78 (2043)
28	98204250	1	TAPPO G1/4X9 TE17 ZINC.	PLUG G1/4"x12
29	97734000	3	SPINOTTO D.10X29,5	CONNECTING-ROD PIN D.10X29,5
30	96735000	3	ROSETTA 16.0x27.0x1.7/0.7 PLAST	WASHER D.16X28X1
31	90502200	3	ANELLO ANTIEST.D.6,2X9X1,5	ANTI-EXTRUSION RING
32	90357200	3	OR D.5,28X1,78 (2021) - SPEC.	O-RING 5,28X1,78 SPEC. (2021)
33	52040009	3	PISTONE D.15x37,5 44-50	PISTON D. 15X37.5
34	44211570	3	ROSETTA D.8 CON COLLARE	WASHER D. 8
35	92221600	3	DADO M08x 5 - SPEC. - A303	NUT M8X13X5
36	90164100	1	ANELLO RAD. 25x62x10	OIL SEAL D.25X62X10
37	50200074	2	PIEDINO FISSAGGIO POMPA	PUMP FOOT

Albero maschio con linguetta - vers. HH - Male shaft (key) - vers. HH

Ref.	Codice - Part n°	Qtà - Qty	Descrizione	Description
38	96701600	4	RONDELLA D.8 UNI1751 GROWER	WASHER 8,4
39	99303700	4	VITE T.E. M8X16 UNI5739	SCREW M 8x16-5739
40	90361200	3	OR D.31,47X1,78 (2125)	O-RING 31,47X1,78 (2125)
41	44080070	3	ANELLO DI FONDO D.15	PACKING RETAINER D. 15
42	52216670	3	ANELLO INTERMEDIO D.15	INTERMEDIATE RING D. 15
43	90262200	3	ANELLO RESTOP 15.0x25.0x5.0/3.1	RESTOP RING 15X25X5X3,1
44	90262000	6	ANELLO TEN.ALT.15X25X5/3 H.P.	PACKING D. 15X25X5/3,1
45	51100051	6	ANELLO DI TESTA D.15 13/90	HEAD RING D. 15
46	98210000	1	TAPPO G 3/8X13	PLUG G3/8X13
47	98217600	1	TAPPO G 1/2X10	PLUG G1/2X10
48	96738000	1	ROSETTA D.17,5X23X1,5 AL.	WASHER 17,5X23X1,5
49	96751400	1	ROSETTA D.21,5X27X1,5	WASHER 21,5X27X1,5
50	98196600	1	TAPPO G1/8X8 OTTONE	PLUG G1/8X8
51	90385900	1	OR D.25,07X2,62 (3100)	O-RING 25,07X2,62 (3100)
52	90067100	1	ANELLO ZJ30	CIRCLIP ZJ30
53	53150022	1	COPERCHIO LATERALE	SIDE CRANKCASE COVER
KIT23	34002301	1	KIT 23 ANELLO TEN.RAD. D. 20X30X5	KIT 23 OIL SEAL D.20X30X5
KIT89	34008901	1	KIT 89 ANELLO INTERMEDIO D.15 W2	KIT 89 INTERMEDIATE RING D. 15
KIT90	34009001	1	KIT 90 ANELLO DI TESTA D.15 W2	KIT 90 HEAD RING D. 15
KIT123	34012301	1	KIT 123	KIT 123 INTAKE/DELIVERY VALVE
KIT124	34012401	1	KIT 124 TAPPI VALV. ASP. MAND. (44)	KIT 124 VALVE CAPS
KIT125	34012501	1	KIT 125 ANELLO DI FONDO D.15 (44)	KIT 125 PACKING RETAINER D.15
KIT250	34025001	1	KIT 250*ANELLI TENUTA D.15 (44.HH)	KIT 250*SEAL D.15 (44.HH)

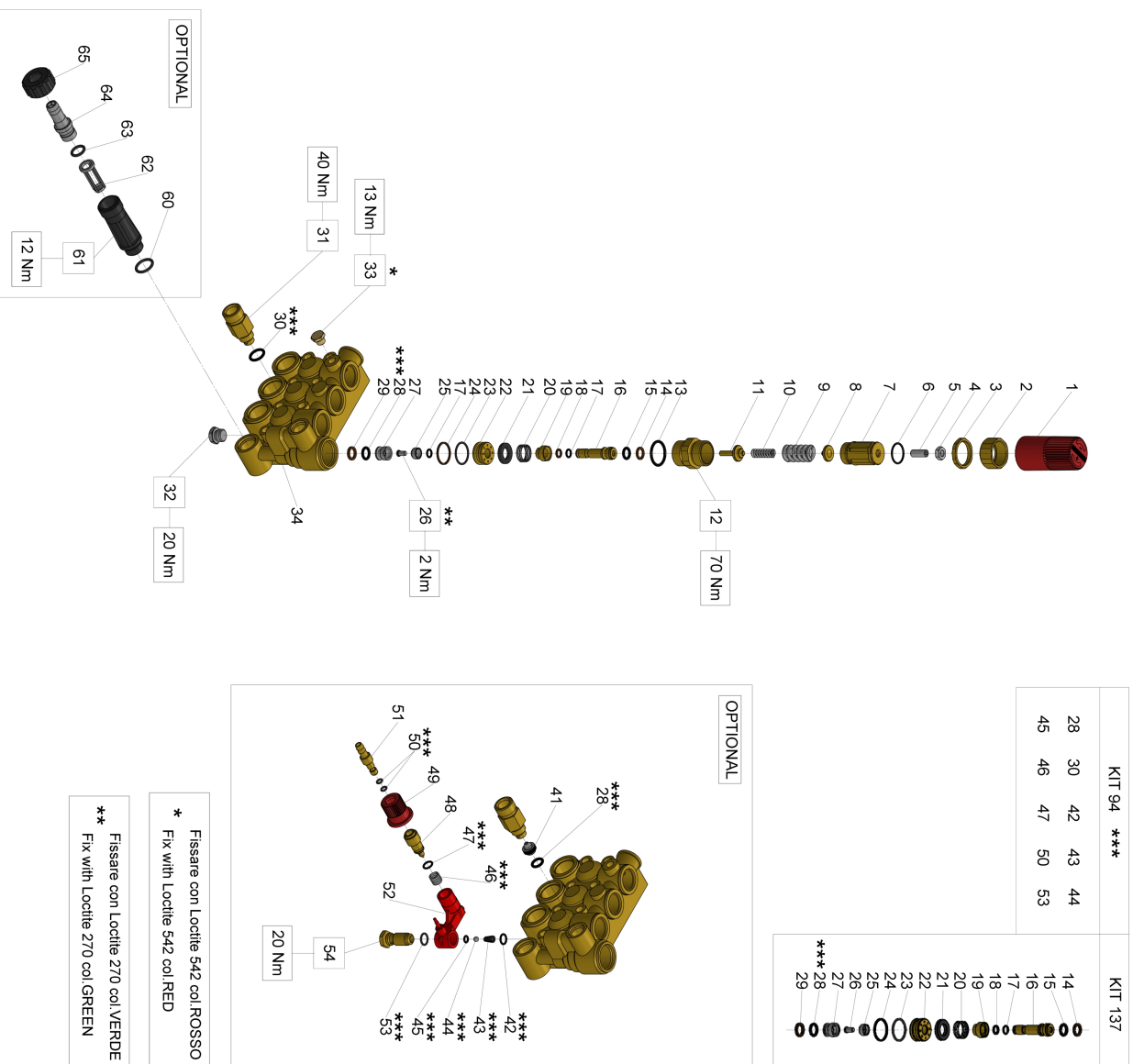
Albero cavo Ø28 - vers. B - Hollow shaft (key) Ø28 - vers. B

Ref.	Codice - Part n°	Qtà - Qty	Descrizione	Description
1	44120041	1	TESTATA OTTONE * D.15	MANIFOLD D. 15
2	99317500	8	VITE TCEI M8X60 UNI5931 ZINC	SCREW M 8x60 UNI 5931
4	90384100	6	OR D.17,13X2,62 (3068)	O-RING 17,12X2,62 (3068)
5	36200366	6	SEDE VALVOLA ASP. E MANDATA	VALVE SEAT
6	36200176	6	VALVOLA SFERICA	VALVE PLATE
7	94737600	6	MOLLA DM 9,4X14,8 INOX	SPRING D. 9,4X14,8
8	36202551	6	GUIDA VALVOLA ASP. MANDATA	VALVE CAGE
9	90384700	6	OR D.20,24X2,62 (3081)	O-RING 20,29X2,62(3081)
10	98222600	6	TAPPO M24X1,5X16.7	VALVE CAP M24X1,5X17
11	36711501	6	GR. VALVOLA ASP. MAND.	INTAKE/DELIVERY VALVE
12	99180700	4	VITE TE M6X12 UNI 5739 8.8 Z.	SCREW M 6x12 UNI 5739
14	53210851	1	VETRINO SPIA LIVELLO OLIO	OIL LEVEL GAUGE
15	90389800	1	OR D.56,82X2,62 (3225)	O-RING 56,82X2,62 (3225)
16	91833100	1	CUSCINETTO SFERE 6305 PREMIUM	BALL BEARING 6305 SKF
17	90161400	3	ANELLO RAD. 20x30x5 SERIE 44	OIL SEAL 20x30x5
18	44010022	1	CARTER POMPA	CRANKCASE
19	98210300	1	ASTA LIV. OLIO G3/8X51 COMPL.	OIL DIP-STICK G3/8X51
22	44050066	3	GUIDA PER PISTONE	PISTON GUIDE
23	44030022	3	BIELLA	CONNECTING ROD
24	90392000	1	OR D.101.27x2.62 NBR 70SH 3400	O-RING 101,27X2,62 (3400)
25	44160022	1	COPERCHIO POST. CARTER	REAR CRANKCASE COVER
26	99183700	5	VITE TCEI M6X14 8.8 ZINCATA	SCREW M 6x14 UNI 5931
27	90358500	1	OR D.10,82X1,78 (2043)	O-RING 10,82X1,78 (2043)
28	98204250	1	TAPPO G1/4X9 TE17 ZINC.	PLUG G1/4"x12
29	97734000	3	SPINOTTO D.10X29,5	CONNECTING-ROD PIN D.10X29,5
30	96735000	3	ROSETTA 16.0x27.0x1.7/0.7 PLAST	WASHER D.16X28X1
31	90502200	3	ANELLO ANTIEST.D.6,2X9X1,5	ANTI-EXTRUSION RING
32	90357200	3	OR D.5.28X1.78 (2021) - SPEC.	O-RING 5,28X1,78 SPEC. (2021)
33	52040009	3	PISTONE D.15x37,5 44-50	PISTON D. 15X37.5
34	44211570	3	ROSETTA D.8 CON COLLARE	WASHER D. 8
35	92221600	3	DADO M08x 5 - SPEC. - A303	NUT M8X13X5
37	50200074	2	PIEDINO FISSAGGIO POMPA	PUMP FOOT
38	96701600	4	RONDELLA D.8 UNI1751 GROWER	WASHER 8,4
39	99303700	4	VITE T.E. M8X16 UNI5739	SCREW M 8x16-5739
40	90361200	3	OR D.31,47X1,78 (2125)	O-RING 31,47X1,78 (2125)
41	44080070	3	ANELLO DI FONDO D.15	PACKING RETAINER D. 15

Albero cavo Ø28 - vers. B - Hollow shaft (key) Ø28 - vers. B

Ref.	Codice - Part n°	Qtà - Qty	Descrizione	Description
42	52216670	3	ANELLO INTERMEDIO D.15	INTERMEDIATE RING D. 15
43	90262200	3	ANELLO RESTOP 15.0x25.0x5.0/3.1	RESTOP RING 15X25X5X3,1
44	90262000	3	ANELLO TEN.ALTI.15X25X5/3 H.P.	PACKING D. 15X25X5/3,1
45	51100051	3	ANELLO DI TESTA D.15 13/90	HEAD RING D. 15
46	98210000	1	TAPPO G.3/8X13	PLUG G3/8X13
47	98217600	1	TAPPO G.1/2X10	PLUG G1/2X10
48	96738000	1	ROSETTA D.17,5X23X1,5 AL.	WASHER 17,5X23X1,5
49	96751400	1	ROSETTA D.21,5X27X1,5	WASHER 21,5X27X1,5
50	98196600	1	TAPPO G1/8X8 OTTONE	PLUG G1/8X8
51	90261700	3	ANELLO TEN.ALTI.15.0x25x5.8 LP	LOW PRESS. PACKING 15X25X6
52	90385900	1	OR D.25,07X2,62 (3100)	O-RING 25,07X2,62 (3100)
53	90067100	1	ANELLO ZI30	CIRCLIP ZI30
54	53150022	1	COPERCHIO LATERALE	SIDE CRANKCASE COVER
65	90063500	1	ANELLO SEEGER 25 UNI7435	CIRCLIP D. 25 UNI 7435
66	44021565	1	ALBERO FCC. C.13 (DI.28) (marc.68)	CRANKSHAFT C.13 (28 MM.HOLLOW)
67	91856800	1	BOCCOLA A RULLINI 45X52X20	NEEDLE BEARING DHK 4520
68	99306700	4	VIT.T.E. M8X25 UNI5739	SCREW M8x25 UNI 5739
69	96701400	4	RONDELLA ELASTICA D8 SCHNORR	WASHER 8,4X13X0,8
70	10049422	1	FLANGIA MOT.ELETT. 100-112 B14 "B" 44-63-58	FLANGE FOR EL.MOT.B3B14 (EUR)
71	90169000	1	ANELLO RAD.45X62X8	OIL SEAL D. 45X62X8
72	96693800	4	RONDELLA ELASTICA CONICA D.6	WASHER 6,4X10X0,7
73	99191200	4	VITE TCEI M6X30 8.8 UNI5931 ZINC.	SCREW M6x30 UNI 5931
74	90409700	1	OR D.55,56X3,53 (159)	O-RING 55,56X3,53 (159)
KIT23	34002301	1	KIT 23 ANELLO TEN. RAD. D. 20X30X5	KIT 23 OIL SEAL D.20X30X5
KIT88	34008801	1	KIT 88 ANELLI TENUTA D.15 W2	KIT 88 PACKING D. 15
KIT89	34008901	1	KIT 89 ANELLO INTERMEDIO D.15 W2	KIT 89 INTERMEDIATE RING D. 15
KIT90	34009001	1	KIT 90 ANELLO DI TESTA D.15 W2	KIT 90 HEAD RING D. 15
KIT123	34012301	1	KIT 123	KIT 123 INTAKE/DELIVERY VALVE
KIT124	34012401	1	KIT 124 TAPPI VALV. ASP. MAND. (44)	KIT 124 VALVE CAPS
KIT125	34012501	1	KIT 125 ANELLO DI FONDO D.15 (44)	KIT 125 PACKING RETAINER D.15
KIT130	34013001	1	KIT 130 TENUTA COMPL.PIST.D.15 (44)	KIT 130 CPL.SEAL PIST. D.15

Testata con valvola integrata VH - Pump head with VH integrated valve



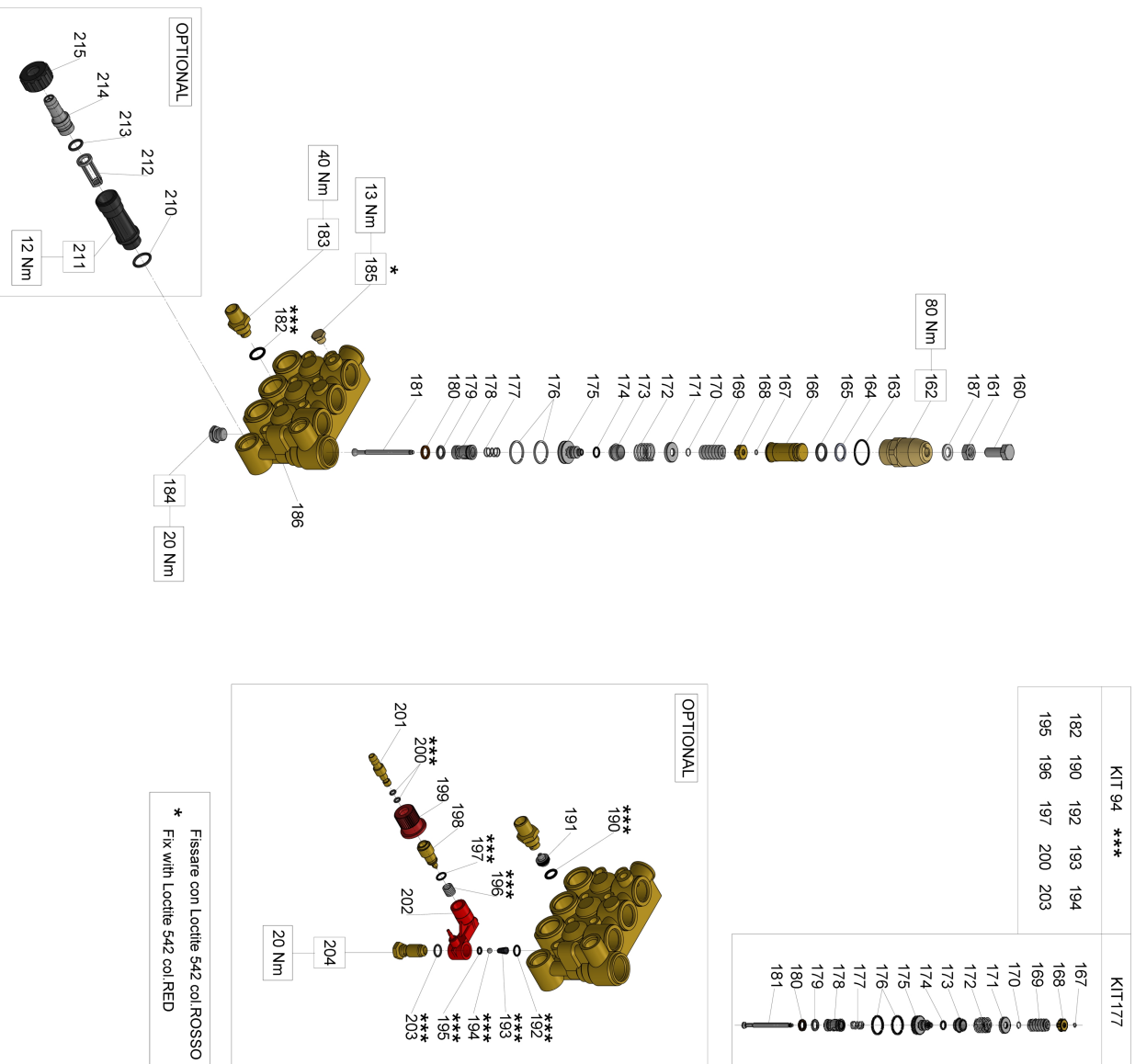
Testata con valvola integrata VH - Pump head with VH integrated valve

Ref.	Codice - Part n°	Qtà - Qty	Descrizione	Description
1	36318751	1	POMOLO	PRESSURE REGULATION KNOB
2	36318670	1	GHIERA PER REGISTRO PRESSIONE (1PX)	LOCKING NUT
3	92293500	1	DADO M28x1,5x 5 - SPEC - OTT	NUT M 28X1,5
4	92221800	1	DADO M8-8 UNI5589	NUT M8X1,25X5X13 UNI 5589
5	99305400	1	VITE STEI M8X20 UNI 5923	SCREW M8X20 UNI 5923 12.9
6	90359800	1	OR D. 20,35X1,78 (2081)	O-RING 20,35X1,78 (2081)
7	36318570	1	REGISTRO PRESSIONE	PRESSURE REG. SCREW
8	36316970	1	PIATTELLO MOLLA	SPRING PLATE
9	94743600	1	MOLLA DM 15X35 (44-51)	SPRING Dm 15X35
10	94734500	1	MOLLA Dm 7,6x29 (TX)	SPRING D. 7.6X29
11	36323370	1	PIATTELLO INFERIORE MOLLA (44)	LOWER SPRING PLATE
12	36322870	1	BOCCOLA DI GUIDA	GUIDE BUSH
13	90385700	1	OR D. 23,81X2,62 (132)	O-RING 23,81X2,62 (132)
14	90505200	1	ANELLO ANTIEST. 9,6x14,0x1,5	ANTI-EXTRUSION RING (OR 109)
15	90382000	1	OR D. 9,13x2,62 - SPEC - 109	O-RING 9,13X2,62 SPEC. (109)
16	36323470	1	PISTONCINO DI COMANDO (44)	CONTROL PISTON
17	90357500	2	OR D. 6,75x1,78 - SPEC - 106	O-RING 6,75X1,78 SPEC. (2106)
18	90502500	1	ANELLO ANTIEST. D. 7X10X1,5	ANTI-EXTRUSION RING (OR 106)
19	36323070	1	DISTANZIALE (44)	SPACER
20	94748500	1	MOLLA Dm 18,5x11x5 AISI 304 (TX)	SPRING D. 18,5X11
21	36323151	1	VALVOLA PIANA (44-PLAST)	FLAT VALVE (PLAST)
22	36322970	1	GUIDA VALVOLA (44)	VALVE GUIDE
23	90360000	1	OR D. 21,95x1,78 NBR 70SH 2087	O-RING 21,95X1,78 (2087)
24	90514400	1	ANELLO ANTIEST. 22,0x25,0x1,5	ANTI-EXTRUSION RING
25	36319066	1	VALVOLA SFERICA	SPHERICAL VALVE
26	99150900	1	VITE M5X0,8X8,5 INOX	SCREW M5X7,5 STAINLESS
27	36316466	1	SEDE VALVOLA	CONTROLSET W1 VALVE SEAT
28	90382200	2	OR D. 9,92X2,62 (112)	O-RING 9,92X2,62 SPEC. (112)
29	90506500	1	ANELLO ANTIEST. D. 10,6X15X2	ANTI-EXTRUSION RING (OR 112)
30	90383200	1	OR D. 13,95X2,62 (3056)	O-RING 13,95X2,62 SPEC. (3056)
31	10007870	1	NIPLO D. 3 G3/8	NIPPLE D. 3 G3/8
31	10014770	1	NIPLO M22X1,5 UGEL. INIETTORE	NIPPLE G3/8 / M22X1,5 BORE D. 3
32	98205700	1	TAPPO M14X1,5X9	PLUG M14X1,5X9
33	98196600	1	TAPPO G1/8X8 OTTONE	PLUG G1/8X8
34	44120141	1	TESTATA OTTONE*VALVOLA*D.15	MANIFOLD W/VALVE (PIST.D.15)
41	10015166	1	UGELLO D. 2,00 INIETTORE	NOZZLE D. 2.0

Testata con valvola integrata VH - Pump head with VH integrated valve

Ref.	Codice - Part n°	Qtà - Qty	Descrizione	Description
41	10015166	1	UGELLO D.2,00 INIETTORE	NOZZLE D. 2.0
42	90358200	1	OR D.9.25X1.78 (2037)	O-RING 9,25X1,78 (2037)
43	94821700	1	MOLLA CONICA Ø4.3/7.3X11	TAPER SPRING D.4.3X7.3X11
44	97478200	1	SFERA D.7/32"	BALL 7/32(5.556) STAINLESS
45	90357200	1	OR D.5.28X1.78 (2021) - SPEC.	O-RING 5,28X1,78 SPEC. (2021)
46	94738300	1	MOLLA DM 9,75X10 INOX (R/RZKW1)	SPRING D.9.75X10
47	90358000	1	OR D.8.74X1.78 - SPEC - 108	O-RING 8,73X1,78 SPEC. (108)
48	36256470	1	OTTURATORE PER DOSAT. (W3)	INJECTOR SHUTTER
49	36256551	1	POMOLO REGOLAZ. DETERSIVO W1	CHEM. REGULATION KNOB
50	90357000	2	OR D.4.48X1.78 (2018)	O-RING 4,48X1,78 (2018)
51	36256670	1	INNESTO PORTAGOMMA	CHEM. HOSE BARB FITTING
52	36318151	1	CORPO DOSATORE	INJECTOR BODY
53	90358500	1	OR D.10.82X1.78 (2043)	O-RING 10,82X1,78 (2043)
54	36256370	1	SEDE VALVOLA ASP. DETERSIVO	CHEM. INJECTOR VALVE SEAT
60	90384100	1	OR D.17.13X2.62 (3068)	O-RING 17,12X2,62 (3068)
61	36318251	1	NIPLO ASPIRAZIONE G 3/4	INLET NIPPLE G 3/4
62	92892500	1	FILTRO D.12X35	FILTER D. 12X35
63	90382800	1	OR D.12.37X2.62 (3050)	O-RING 12,37X2,62 (3050)
64	36256951	1	PORTAGOMMA ASPIRAZIONE PLAST. (W3)	INLET HOSE BARB FITTING (P.L.)
65	92982800	1	GHIERA G 3/4 - DI.15 (W0)	WING NUT G3/4
KIT94	34009401	1	KIT 94	KIT 94 CHIMUJET KR/CONTROLSET
KIT137	34013701	1	KIT 137 INTERNO VALV.REG.PRESS.	KIT 137 PRESSURE REG. VALVE

Testata con valvola integrata VK - Pump head with VK integrated valve



Testata con valvola integrata VK - Pump head with VK integrated valve

Ref.	Codice - Part n°	Qtà - Qty	Descrizione	Description
160	99366300	1	VITE M10X1,25X25 5740 8.8 ZINC	SCREW M 10x25 UNI 5740
161	92236800	1	DADO M10x1,25x6,0 5589 05 ZINC.	NUT M10x1,25x17x8 UNI 5588
162	36327070	1	CORPO SUPERIORE VAL.K44-63	UPPER VALVE BODY
163	90360400	1	OR D.25,12X1,78 (2100)	O-RING 25,12X1,78 (2100)
164	90509000	1	ANELLO ANTIEST. 15.8x20.0x1.3	ANTI-EXTRUSION RING
165	90383500	1	OR D.15,08X2,62 (119)	O-RING 15,08X2,62 (119)
166	36327170	1	FINECORSA VAL.K44-63	STROKE STOPPER
167	90005900	1	ANELLO ARRESTO A05 UNI7433 INOX K44-63	CIRCLIP D. 5 UNI 7433
168	36327470	1	PIATTELLO MOLLA VAL.K44-63	SPRING PLATE
169	94740800	1	MOLLA Dm 12,5x26,0 INOX VAL.K44-63	SPRING D. 12,5X26
170	90006200	1	ANELLO ARRESTO A08 UNI7433 INOX K44-63	CIRCLIP D. 8 UNI 7433
171	36327370	1	PIATTELLO MOLLA VAL.K44-63	SPRING PLATE
172	94748000	1	MOLLA Dm 18,2x16,5 VAL.K44-63	SPRING D. 18,2X16,5
173	36327756	1	OTTURATORE VAL.K44-63	SHUTTER
174	90358100	1	OR D.8,73X1,78 (108) -70 SHORE	O-RING 8,73X1,78 - (108)
175	36327270	1	PISTONCINO DI COMANDO VAL.K44-63	CONTROL PISTON
176	92771000	2	FASCIA ELASTICA D.25 VAL.K44-63	COMPRESSION RING D.25
177	94737200	1	MOLLA Dm. 9,3x15 VAL.K44-63	SPRING D. 9,3X15
178	36327666	1	SEDE VALVOLA VAL.K44-63	VALVE SEAT
179	90382300	1	OR D.9,92X2,62 (112)	O-RING 9,92X2,62 (112)
180	90506500	1	ANELLO ANTIEST. D.10.6X15X2	ANTI-EXTRUSION RING (OR 112)
181	36327566	1	ASTA VALVOLA VAL.K44-63	VALVE ROD
182	90383200	1	OR D.13,95X2,62 (3056)	O-RING 13,95X2,62 SPEC. (3056)
183	10014770	1	NIPPLLO M22X1,5 UGEL.INIETTORE	NIPPLE G3/8 / M22X1,5 BORE D.3
183	10007870	1	NIPPLD D.3 G3/8	NIPPLE D. 3 G3/8
184	98205700	1	TAPPO M14X1,5X9	PLUG M14X1,5X9
185	98196600	1	TAPPO G1/8X8 OTTONE	PLUG G1/8X8
186	44120141	1	TESTATA OTTONE*VALVOLA*D.15	MANIFOLD W/VALVE (PIST.D.15)
187	96710300	1	ROSETTA D.10.5X18X2 UNI1750	WASHER D. 10,2X16X1,5
190	90382200	1	OR D.9,92X2,62 (112)	O-RING 9,92X2,62 SPEC. (112)
191	10007666	1	UGELLO D.2,20 INIETTORE	NOZZLE DIAM. 2,2
191	10015166	1	UGELLO D.2,00 INIETTORE	NOZZLE D. 2,0
192	90358200	1	OR D.9,25X1,78 (2037)	O-RING 9,25X1,78 (2037)
193	94821700	1	MOLLA CONICA Ø4,3/7,3X11	TAPER SPRING D.4,3X7,3X11
194	97478200	1	SFERA D.7/32"	BALL 7/32(5,556) STAINLESS
195	90357200	1	OR D.5,28X1,78 (2021) -SPEC.	O-RING 5,28X1,78 SPEC. (2021)

Testata con valvola integrata VK - Pump head with VK integrated valve

Ref.	Codice - Part n°	Qtà - Qty	Descrizione	Description
196	94738300	1	MOLLA DM 9,75X10 INOX (KR/ZKW1)	SPRING D.9,75X10
197	90358000	1	OR D.8,74X1,78 - SPEC - 108	O-RING 8,73X1,78 SPEC. (108)
198	36256470	1	OTTURATORE PER DOSAT. (W3)	INJECTOR SHUTTER
199	36256551	1	POMOLO REGOLAZ. DETERSVIVO W1	CHEM. REGULATION KNOB
200	90357000	2	OR D.4,48X1,78 (2018)	O-RING 4,48X1,78 (2018)
201	36256670	1	INNESTO PORTAGOMMA	CHEM. HOSE BARB FITTING
202	36318151	1	CORPO DOSATORE	INJECTOR BODY
203	90358500	1	OR D.10,82X1,78 (2043)	O-RING 10,82X1,78 (2043)
204	36256370	1	SEDE VALVOLA ASP. DETERSVIVO	CHEM. INJECTOR VALVE SEAT
210	90384100	1	OR D.17,13X2,62 (3068)	O-RING 17,12X2,62 (3068)
211	36318251	1	NIPPLIO ASPIRAZIONE G 3/4	INLET NIPPLE G 3/4
212	92892500	1	FILTRO D. 12X35	FILTER D. 12X35
213	90382800	1	OR D.12,37X2,62 (3050)	O-RING 12,37X2,62 (3050)
214	36256951	1	PORTAGOMMA ASPIRAZIONE PLAST. (W3)	INLET HOSE BARB FITTING (PL.)
215	92982800	1	GHIERA G 3/4 - DI.15 (W0)	WING NUT G3/4
KIT94	34009401	1	KIT 94	KIT 94 CHIMILET KR/CONTROLSET
KIT177	34017701	1	KIT 177*INTERNO VALV. TIPO "K"	KIT 177 "K" UNL. VALVE INTERIOR